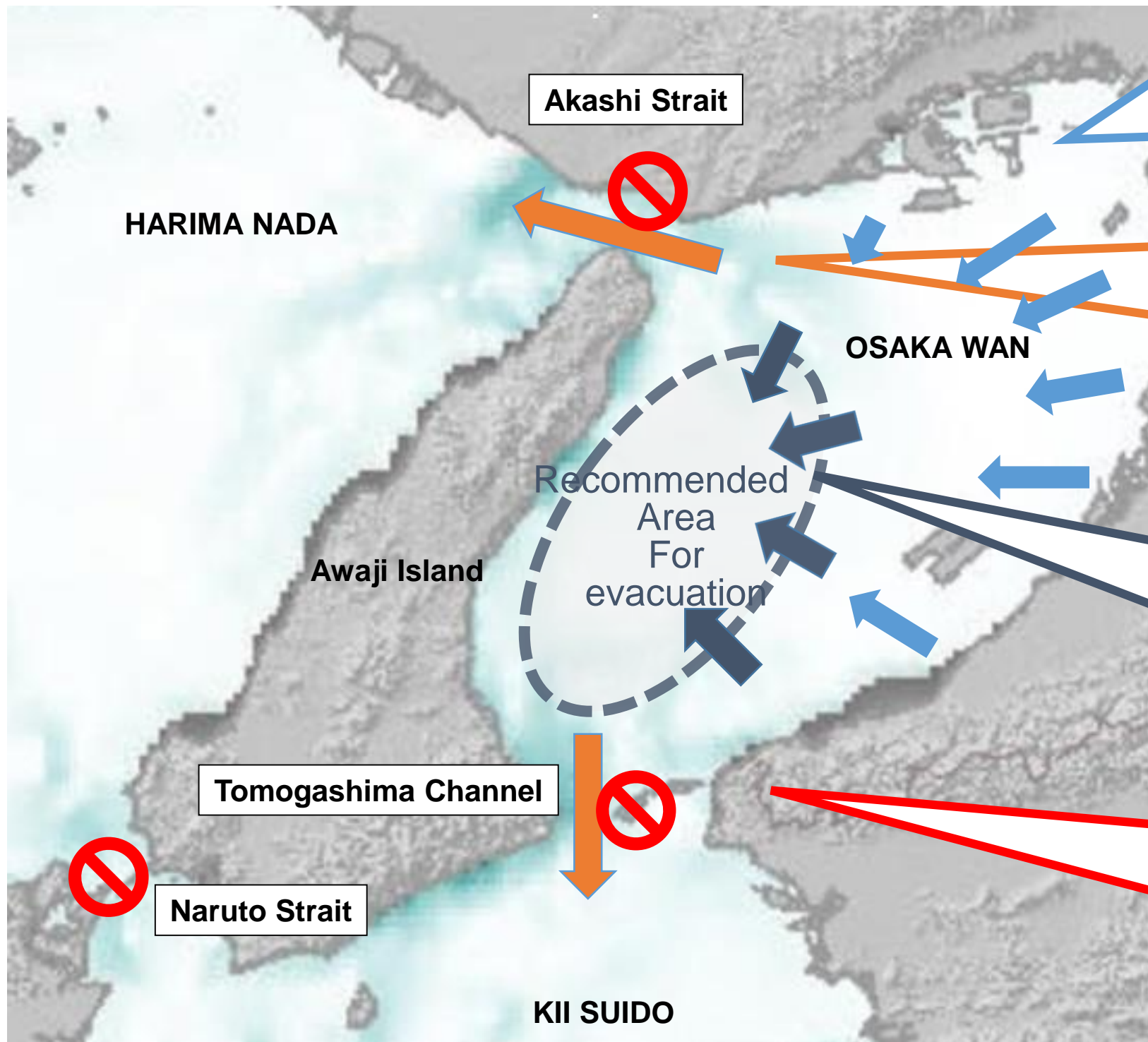


Marine Traffic Regulations During Tsunami Warning

When a tsunami warning is issued due to a massive earthquake in the Nankai Trough region or the like, **marine traffic will be regulated (navigation will be prohibited)** in the **Akashi Strait, Tomogashima Channel, and Naruto Strait** based on the Maritime Traffic Safety Act. ***For details, see the back of this page.**

- Due to tsunami tides, the Akashi Strait, Naruto Strait, and Tomogashima Channel can be extremely dangerous for vessels.
- The recommended area for evacuation in Osaka Wan is expected to be extremely congested with evacuating vessels.

Vessel Evacuation Procedure in Osaka Wan (Image)



[1] Evacuate based on port recommendation

A recommendation to evacuate is issued to each port and at the same time a major tsunami warning is issued.

[2] Evacuate outside Osaka Wan

If you can pass through the Akashi Strait or Tomogashima Channel before the expected arrival time of the tsunami, evacuate outside Osaka Wan.

[3] Evacuate to recommended area for evacuation

If it is difficult to evacuate outside Osaka Wan by the expected arrival time of the tsunami, then evacuate to the recommended evacuation area.

[4] Implementation of Marine traffic regulations

Navigation of vessels in the Akashi Strait, Naruto Strait, and Tomogashima Channel will be prohibited before the expected arrival time of the tsunami.

■ Precautions for Evacuating Vessels in Osaka Wan

1. If you can pass through the Akashi Strait or Tomogashima Channel before the expected arrival time of the tsunami, evacuate to an area outside Osaka Wan (to the Harima Nada or Kii Suido).
2. If passing through the Akashi Strait or Tomogashima Channel before the expected arrival time of the tsunami is difficult, evacuate to the recommended evacuation area of Awaji Island farther east.
3. Navigate your vessel to the recommended area for evacuation while paying attention to the movement of other evacuating vessels.
4. In the recommended area for evacuation, small-sized vessels should navigate close to Awaji Island and medium- to large-sized vessels should navigate toward the center of Osaka Wan.

***It is not recommended that small-sized vessels navigate outside the port.**

- ◎ Keep watch on CH 16.
- ◎ Confirm AIS messages.
- ◎ Prioritize the safety of your crew during navigation.

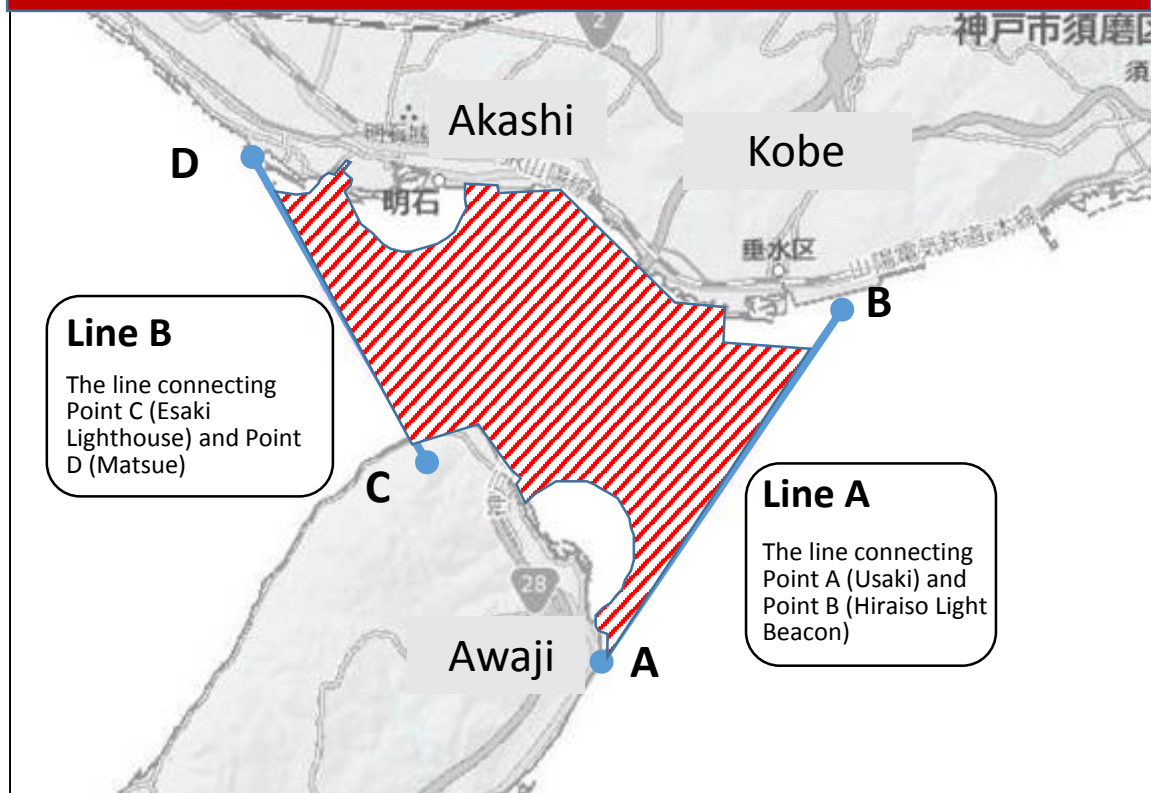


[For Inquiries]
Navigation Safety Division,
Maritime Traffic Department
5th Regional Coast Guard
Headquarters
TEL: 078-391-6551

Traffic Restrictions in Ocean Areas Applicable to the Maritime Traffic Safety Act

Restricted Traffic Area in Akashi Strait

(The area between Line A and Line B is applicable to the Maritime Traffic Safety Act.)



<Start Time of Traffic Restrictions>

The starting time for the traffic restrictions is in accordance with the major tsunami warning or tsunami warning issued by Japan Meteorological Agency:

“10 minutes prior to the expected time of tsunami arrival at Kobe City”

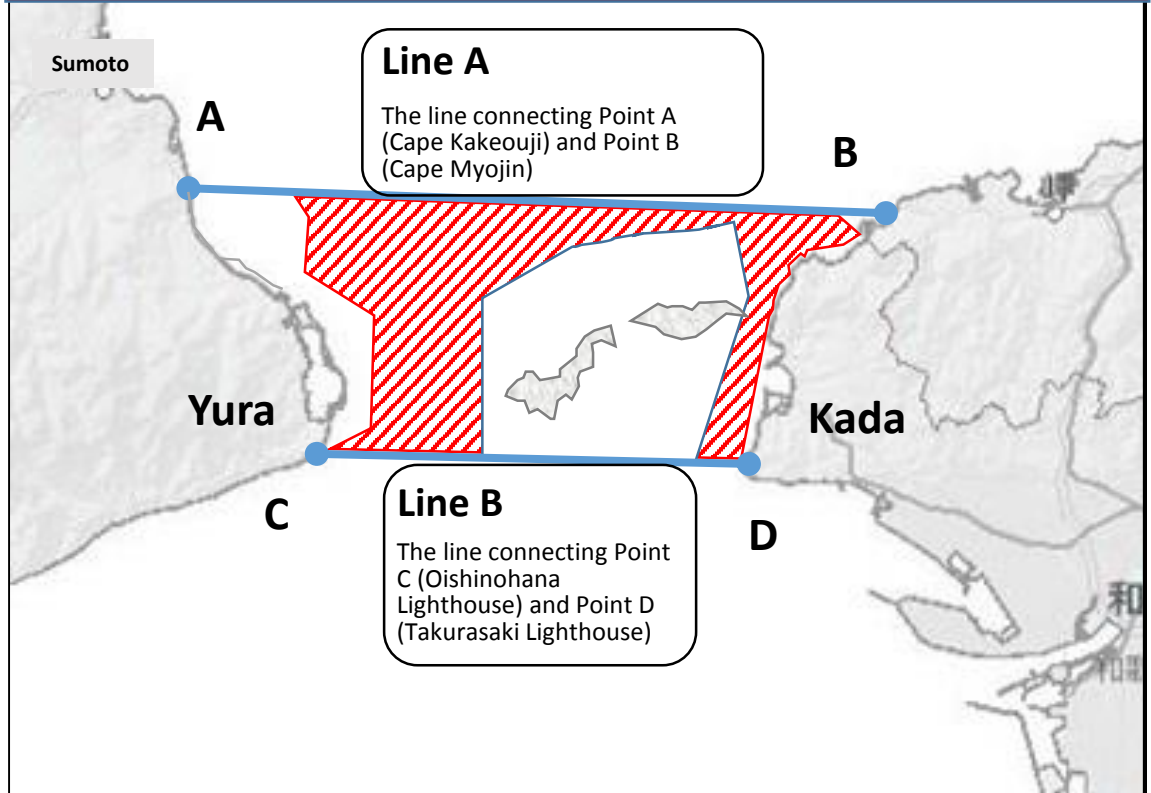
<Traffic Restrictions>

- Vessels must not enter the designated areas.
- A vessel in the designated area must immediately leave the area.

(These restrictions are for all vessels including fishing boats and pleasure boats.)

Restricted Traffic Area in Tomogashima Channel

(The area between Line A and Line B is applicable to the Maritime Traffic Safety Act.)



<Start Time of Traffic Restrictions>

The starting time for the traffic restrictions is in accordance with the major tsunami warning or tsunami warning issued by Japan Meteorological Agency:

“Expected time of tsunami arrival in southern region of Awaji Island”

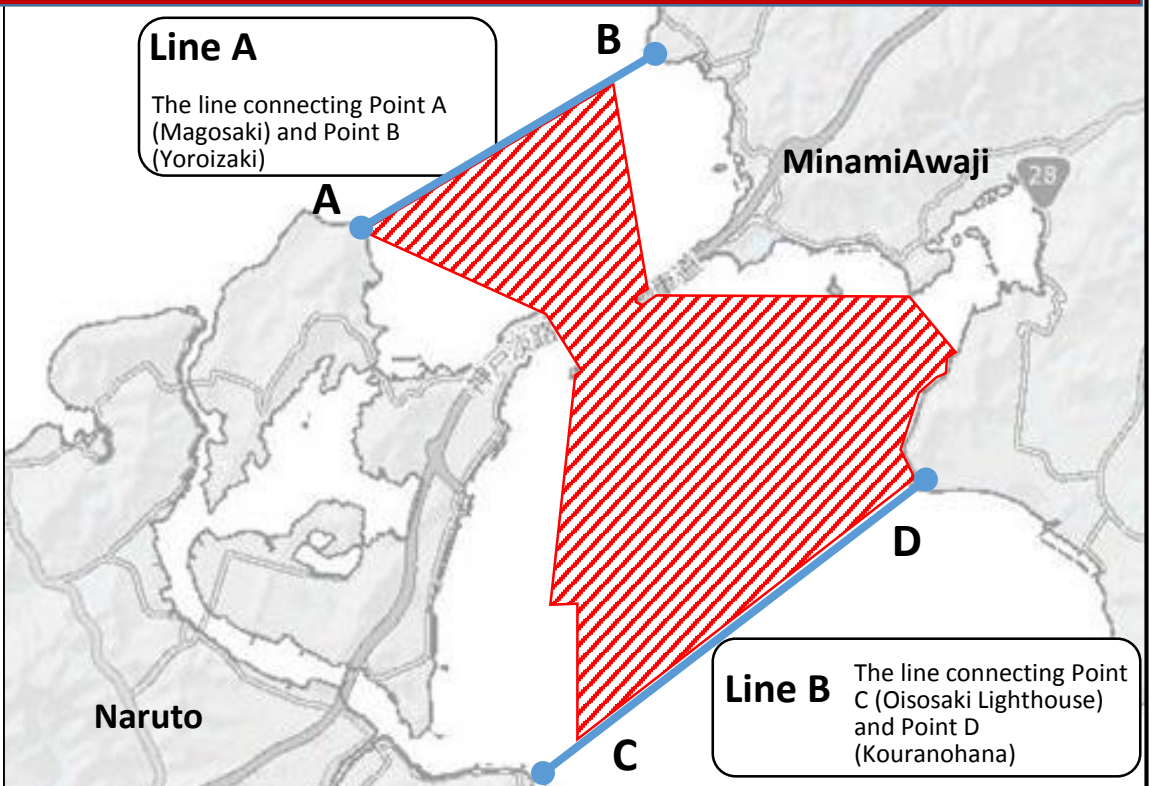
<Traffic Restrictions>

- Vessels must not enter the designated areas.
- A vessel in the designated area must immediately leave the area.

(These restrictions are for all vessels including fishing boats and pleasure boats.)

Restricted Traffic Area in Naruto Strait

(The area between Line A and Line B is applicable to the Maritime Traffic Safety Act.)



<Start Time of Traffic Restrictions>

The starting time for the traffic restrictions is in accordance with the major tsunami warning or tsunami warning issued by Japan Meteorological Agency:

“Expected time of tsunami arrival in southern region of Awaji Island”

<Traffic Restrictions>

- Vessels must not enter the designated areas.
- A vessel in the designated area must immediately leave the area.

(These restrictions are for all vessels including fishing boats and pleasure boats.)

Applicable laws and regulations: Maritime Traffic Safety Act, Article 26.1

Penal regulations: Maritime Traffic Safety Act, Article 47.2 (up to 3 months imprisonment or a fine of up to 300,000 yen)